

# A Visual Story to support your “Alpaca Walking” Experience

**WHIPSNADE  
ZOO**

a ZSL conservation zoo



The “Alpaca Walking” Experience is **ONLY** available to ticket holders. It is not included in your Zoo entrance ticket.

Tickets for the “Alpaca Walking” experience can be booked online on the ZSL Website.

---

Tickets for the “Alpaca Walking” Experience can be booked here: [Alpaca Walking Experience at ZSL Whipsnade Zoo](#)



# Getting to the experience in the Zoo

Please make your way to the Main Entrance of ZSL Whipsnade Zoo in time for the start of your experience at 08:30am.

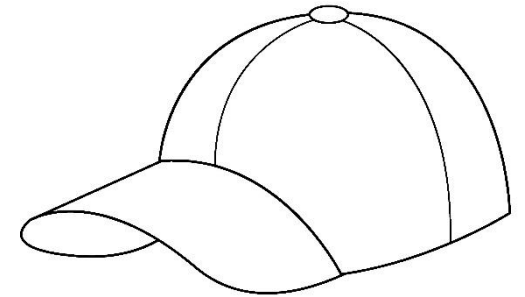

A map of the Zoo can be downloaded here:

[Map of ZSL Whipsnade Zoo | Zoological Society of London \(ZSL\)](#)

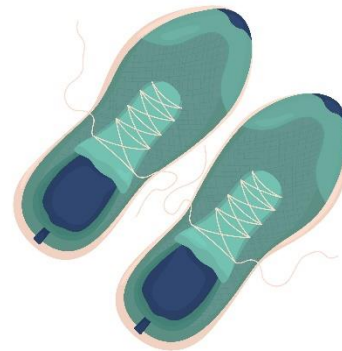


The Alpaca Walking experience takes place outside around different places in the zoo.

I need to make sure I wear suitable clothes for being outside. This might be a sunhat and t-shirt or raincoat and jumper.



I need to make sure I wear closed-toe shoes, like trainers, for the experience to make sure I stay safe.





# Arriving at my experience

---

- At 8:30am I will wait close to the “Keeper for a Day” meeting point. This area is directly in front of the main entrance to ZSL Whipsnade Zoo.
- This is what the “Keeper for a Day” meeting point sign looks like and where I need to wait.
- If I have brought a car with me to the zoo, I will be able to park in the zoo’s main car park. It is then a short walk through the subway to the “Keeper for a Day” meeting point.
- I will be able to bring a rucksack to the experience with me, but I will need to carry it around for the whole experience.



# Waiting for my experience to begin



- The “Alpaca Walking” experience does not start until 08:30am. Sometimes the Keeper might not be ready at exactly 08:30am. If they are ready a little bit early or late this is OK as I will still get to take part in the “Alpaca Walking” experience.
- There might be another person waiting for the “Alpaca Walking” experience. They will also be waiting by the meeting point sign. Up to 2 people can take part in the “Alpaca Walking” experience on the same day.

# Getting ready for my experience

- When it is time for the experience to begin, a volunteer will come to the “Keeper for a Day” meeting point sign.
- The volunteer will check my ticket and check my name on their list.
- Once everyone has arrived and has had their ticket checked the volunteer will take us into the zoo to start our “Alpaca Walking” experience.



This is a picture of a volunteer. The volunteers that meet you will be wearing red uniforms.



# Starting my experience

---

- When everyone is ready, the “Alpaca Walking” Experience volunteer will take us into the Zoo’s visitor centre.
- When we arrive into the Zoo’s visitor centre I will be able to sit down at a table and the volunteer will be able to let me and everyone else know what will happen during my experience.
- The “Alpaca Walking” experience volunteer will need everyone to complete some paperwork. It is important I read this paperwork and listen to the volunteer to make sure I stay safe during my “Alpaca Walking” experience.



# Starting my experience

- When everyone has read and completed the paperwork, the volunteer will walk with us to the Hullabazoo Farm where the experience will start.



# My “Alpaca Walking” experience

---

- Once we have walked to the farm, where the alpacas live, we will meet our “Alpaca Walking” Experience zookeeper.

This is a picture of a zookeeper. The zookeeper that meets you will be wearing a green uniform.





# My “Alpaca Walking” Experience

---

- The zookeeper will tell us some information about the Alpacas, and I will be able to ask them any questions I might have.
- The zookeeper might let me give the alpacas some food. To do this, they will give me some food which I can place in the bucket for the alpacas.
- We will then be able to go for a walk with the alpacas around the zoo.
- The zookeeper will tell me some important information about how to walk the alpaca safely.





# My “Alpaca Walking” experience

- When we go for a walk with the alpacas, the alpacas like to stop sometimes to look what is happening around them.
- Sometimes the alpacas are really interested in everything that is going on around the zoo.
- I will be able to ask the volunteer to take photos of me walking with the alpaca.
- The zookeeper will also show me how to stroke to alpaca if I want to.
- When we walk around the zoo with the alpacas, I will be able to ask the zookeeper lots of questions.
- I might even be able to see some of the other animals who live at the zoo when I walk with the alpacas.





# The end of my experience

---

- Once we have walked with the alpacas around the zoo, we will walk with them back to the farm, where they live.
- I will be able to ask the zookeeper any last questions I might have.
- At 10:00am, the experience will be finished and the volunteer will walk with me, and anyone else taking part in the experience, back to the main zoo entrance.
- If I would like to go into the zoo for the rest of the day I need to make sure I have a zoo entry ticket for the day.



Thank you  
for taking part in  
our “Alpaca  
Walking”  
experience

**WHIPSNADE  
ZOO**

a ZSL conservation zoo



If you require any further information to support your “Alpaca Walking” experience please contact us on [experiences@zsl.org](mailto:experiences@zsl.org)