

A Visual Story to support your “Keeper for a Day” experience

**WHIPSNADE
ZOO**

a ZSL conservation zoo



The “Keeper for a Day” experience is ONLY available to ticket holders. It is not included in your Zoo entrance ticket.

Tickets for the “Keeper for a Day” experience can be booked online on the ZSL Website.

Tickets for “Keeper for a Day” can be booked here:

[Keeper for a Day at ZSL Whipsnade Zoo](#)

Getting to the experience in the Zoo

Please make your way to the Main Entrance of ZSL Whipsnade Zoo in time for the start of your experience at 08:45am.

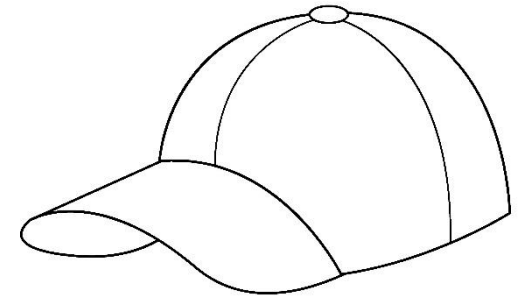

A map of the Zoo can be downloaded here:

[Map of ZSL Whipsnade Zoo | Zoological Society of London \(ZSL\)](#)

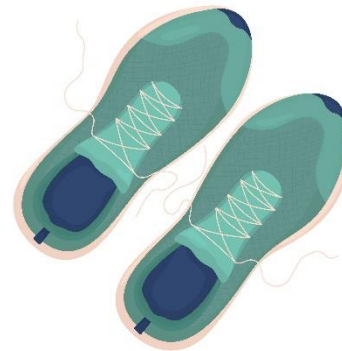


The Keeper for a Day experience takes place outside around different places in the zoo.

I need to make sure I wear suitable clothes for being outside. This might be a sunhat and t-shirt or raincoat and jumper.



I need to make sure I wear closed-toe shoes, like trainers, for the experience to make sure I stay safe.



Arriving at my experience

- At 8:45am I will wait close to the “Keeper for a Day” meeting point. This area is directly in front of the main entrance to ZSL Whipsnade Zoo.
- This is what the “Keeper for a Day” meeting point sign looks like and where I need to wait.
- If I have brought a car with me to the zoo, I will be able to park in the zoo’s main car park for the day. It is then a short walk through the subway to the “Keeper for a Day” meeting point.
- I will be able to bring a rucksack to the experience with me, but I will need to carry it around for the whole day.



Waiting for my experience to begin



- The “Keeper for a Day” experience does not start until 08:45 am. Sometimes the Keeper might not be ready at exactly 08:45am. If they are ready a little bit early or late this is OK as I will still get to take part in the “Keeper for a Day” experience.
- There might be other people waiting for the “Keeper for a Day” experience. They will also be waiting by the meeting point sign. Up to 5 people can take part in the “Keeper for a Day” experience on the same day.

Getting ready for my experience

- When the “Keeper for a Day” Keeper is ready they will come to the “Keeper for a Day” meeting point sign.
- The Keeper will check my ticket and check my name on their list.
- Once everyone has arrived and has had their ticket checked the Keeper will take us into the zoo to start our “Keeper for a Day” experience.



The “Keeper for a Day” Keeper that meet you will be wearing a green uniform.



Starting my experience 1

- When everyone is ready the “Keeper for a Day” Keeper will take us into the Zoo’s visitor centre.
- When we arrive into the Zoo’s visitor centre I will be able to sit down at a table and the Keeper will be able to let me and everyone else know what will happen during my experience.
- I will be able to order a some food for breakfast and a drink. The catering team in the Visitor Centre Café will be able to let me know what food and drink I will be able to have.
- While everyone is waiting for their breakfast the “Keeper for a Day” Keeper will need everyone to complete some paperwork. It is important I read this paperwork and listen to the Keeper to make sure I stay safe during my “Keeper for a Day” experience.



Starting my experience 2

- The “Keeper for a Day” Keeper will ask me what size T-Shirt I would like to wear and will give me the T-Shirt in the size I have asked for.
- It is important that I wear this T-Shirt so other people at the Zoo for the day can see that I am taking part in the “Keeper for a Day” experience.
- If I would like to I can wear my “Keeper for a Day” T-Shirt over the top of what I am wearing. I will be able to keep this T-Shirt too.
- While we are getting ready the Keeper will also ask me to pick what I would like to eat for lunch. They will give me a menu showing what Base Camp Restaurant has for lunch and I will be able to pick something to eat.
- The Keeper will make sure everyone is OK and when everyone has finished their breakfast and picked what they would like to eat for lunch they might ask me to take some disposable gloves from a box.
- There might be times during the “Keeper for a Day” experience that the Keeper will ask me to wear a mask and gloves. I can wear my own mask that I have brought with me. It is important I wear a mask and gloves when the keeper asks me to, this is to make sure the animals stay safe.

My “Keeper for a Day” experience 1

- Once everyone has eaten their breakfast, got their T-shirt, filled in their forms and chosen their lunch we will be able to start the “Keeper for a Day” experience.
- Some of the animals that we might get to see on the “Keeper for a Day” experience are the Greater One-Horned Rhinos, Asian Elephants and Giraffes.
- The “Keeper for a Day” Keeper will be able to let me know which animals I will be seeing when I meet them in the morning.



My “Keeper for a Day” experience 2

- Some of the activities I might take part in include, feeding the animals, cleaning the animals enclosures and making enrichment for the animals.
- While I am taking part in these activities I might be able to smell lots of different things.
- When I get to feed and create enrichment for some of the animals there might be things that feel soft, hard, scratchy or slimy.
- If I am unsure or don't want to do any of these activities I can let the keeper know.



Lunchtime on my “Keeper for a Day” experience

- After we have been to feed and clean some of the animals enclosures the “Keeper for a Day” Keeper will take us to Base Camp Restaurant for lunch.
- When we arrive in the restaurant the Keeper will take us to a special reserved table.
- The catering team will come and ask me and everyone else taking part in the experience if they would like a drink. They will then bring our drinks to the table.
- The chefs in the restaurant will have made the food that everyone in the group ordered.
- Once the food is ready the catering team will bring everyone in the group’s food out to them.



My “Keeper for a Day” experience 3

- After we have had lunch at Base Camp Restaurant the “Keeper for a Day” keeper will take me and the rest of the group to do some more activities.
- Some of the activities I might be taking part in include, feeding the animals, cleaning the animals out and making enrichment for the animals.
- While I am taking part in these activities I might be able to smell lots of different things.
- When I get to feed and create enrichment for some of the animals there might be things that feel soft, hard, scratchy or slimy.
- If I am unsure or don’t want to do any of these activities I can let the keeper know.



The end of my experience

- Once we have completed all of the activities the “Keeper for a Day” Keeper has planned for us we will be able to go to one of the zoo’s cafes.
- When we get to the café the keeper will give me a certificate to say that I have completed the “Keeper for a Day” experience at Whipsnade Zoo.
- If I would like to I can also order a drink and a snack from the café.
- This is when my “Keeper for a Day” experience will end.
- At the end of my “Keeper for a Day” experience if I would like to I can spend some time exploring the zoo for the rest of the day.



Thank you
for taking part in
our “Keeper for
a Day”
experience

**WHIPSNADE
ZOO**

a ZSL conservation zoo



If you require any further information to support your
“Keeper for a Day” experience please contact us on
experiences@zsl.org