

WHIPSNADE ZOO

a ZSL conservation zoo

Visual Story

Christmas at Whipsnade Zoo

25 November to 24 December



Booking a ticket

Our Christmas experiences are for prebooked ticket holders only. Except for:

- Christmas Creature Countdown
- Free Christmas Crafts in the Learning Hub 10.30am to 1.30pm

Meet Santa and Meet Santa Animal Gift Giving are sold out for 2023.

You can book tickets for Breakfast Storytime with Santa [here](#).

You can book tickets for our adults only craft workshops [here](#).

Suitable clothing

The Meet Santa experience takes place at the Lookout Lodges and will be mostly outside.

It can be cold and windy up at this part of the Zoo.

This means you may need to wear warm gloves, a warm hat and a warm coat.



Relaxed Meet Santa sessions

We will be offering a limited number of relaxed sessions to meet Santa.

These be slightly different to our standard sessions because they include:

- smaller groups
- little to no queuing
- quieter music
- lower lighting

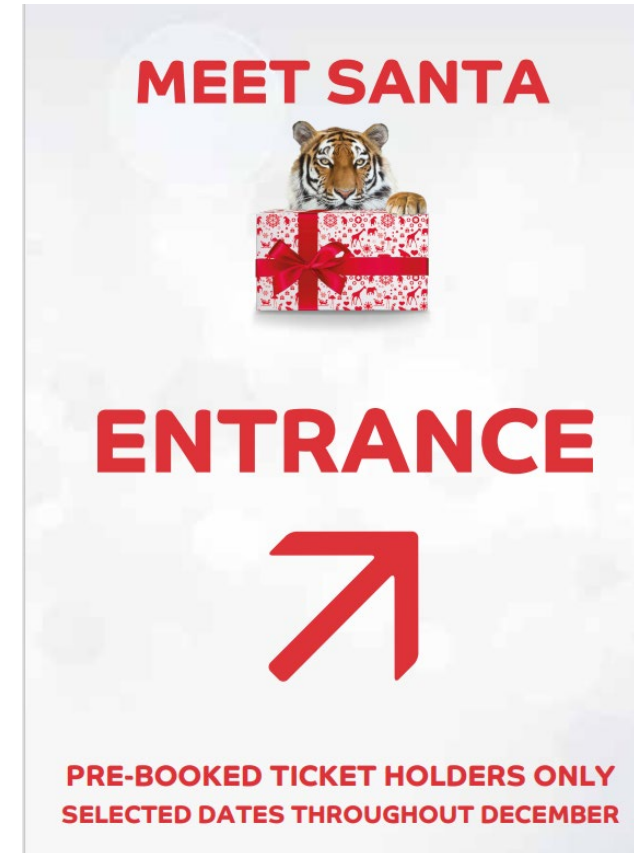


Getting to the experience in the Zoo

Ticketholders for our Relaxed Meet Santa do not need to queue. When you arrive at the Zoo (by car or by foot), please bring your Relaxed Meet Santa ticket with your Zoo ticket or ZSL Membership card straight to the entrance.

Then, follow the Meet Santa signs to find your way to Lookout Lodge to meet Santa.

A map of the zoo can be downloaded [here](#).



Arrival at the experience

An elf will meet you at the entrance to check your Meet Santa ticket.

Other families may be waiting for a later time-slot to enter the area.

Cars can park near the experience, but not directly at it.

The nearest car parks are next to the penguins or the Viewpoint Restaurant.



Entering the experience

An elf will direct you through the entrance and into the Elf Village.

They will give you a card with a Christmas-themed image on it (snowman, reindeer, bauble are examples of the card you might get). When it is your turn to Meet Santa, an elf will call out the image on your card and you can hand your card back to the elf. In the meantime, you can explore the Elf Village.

Other families will be in the area at the same time.



Elf Village

Before you Meet Santa, you will be directed by another elf to explore and do activities in the Elf Village.

Each lodge will have instructions and all the equipment you need to make Christmas crafts.

Each lodge has steps that you can climb to enter. Each step is marked with yellow paint, so you can see where to step.



Santa's Sleigh

There will be two red Santa sleighs in the Elf Village. One outside the Christmas lodges and the other one after you have been to Meet Santa.

You are not allowed in the sleigh but you may take pictures in front of it.



Cut-out elves

Our cut-out elves are dotted around the Elf Village.

You can see these before and after you have met Santa.

Each board includes information about the elf and how their favourite animals adapt to survive in cold temperatures.



Missing key game

One of our elves, Noel, fell asleep whilst reading a Christmas story and when he woke up the keys to Jolly's Toy Emporium were missing!

While you are at the Elf Village waiting your turn to meet Santa, you can search the village and see if you can find it.

There will be seven keys in total hidden in the elf village.



Meeting Santa

- When an elf calls the image on your card, you will be taken to the waiting area.
- When Santa is ready, the elf will then direct you down a winding path to Santa's Lodge.
- When you arrive at Santa's Lodge, you will meet Santa
- You can talk to Santa and he will ask you what your name is and what you would like as a present for Christmas.
- Santa will give you your gift.
- You may take photos with Santa but the elves will not be able to help take them. There is the opportunity to have a professional / group photo taken if you would like.



Leaving the experience

When you are finished you will leave through the gate which is opposite the toilets.

On your right as you leave will be the reindeer enclosure. There are two reindeer in the enclosure.

The reindeer may come up to the fence or may be eating or standing elsewhere in the enclosure.



Meet Santa Animal Gift Giving

For the gift giving experience you will meet at the Europe carpark, not Lookout Lodge.

A member of staff will meet you and take you on a tour to the lodges. On the way you will learn about the animals you pass and may get to feed one.

After seeing Santa, you will go to the Lemur enclosure to give them the gift you have made.



Breakfast Storytime with Santa

This experience is different to Meet Santa.

You will not go to Lookout Lodge. Upon arrival you will be directed to Basecamp Restaurant.

An elf will meet you.



Breakfast Storytime with Santa

- You will start by making a craft, then at 8.30am you will be called for Breakfast.
- After breakfast an elf will tell you a special Christmas story.
- During the story, Santa will come to see you. There will not be a professional photographer for this experience.
- Santa will give you your gift.
- After meeting Santa, you will have time to finish your crafts.



Christmas craft workshops

These workshops are for adults only (16+).

There are 2 workshops:

- Christmas Wreath Making: on 14 and 17 December.
- Christmas Needle Felting: on 15 and 16 December.

Tickets must be prebooked for both. You can find out more [here](#).



Christmas craft workshops

These workshops take place in the Learning Hub.

The workshop leader will meet you in the Butterfly and Aquarium car park 5 minutes before your session starts.

There will be snacks and refreshments during this experience. This will be a mince pie and a hot spiced apple drink.

The needle felting workshop involves sharp needles.




Free Christmas activities: crafts

From 25 November to 17 December there will be free Christmas crafts in the River Room every Saturday and Sunday, 10.30am to 1.30pm.

From 18 to 24 December, the crafts will run everyday.

The craft will be making paper chains.

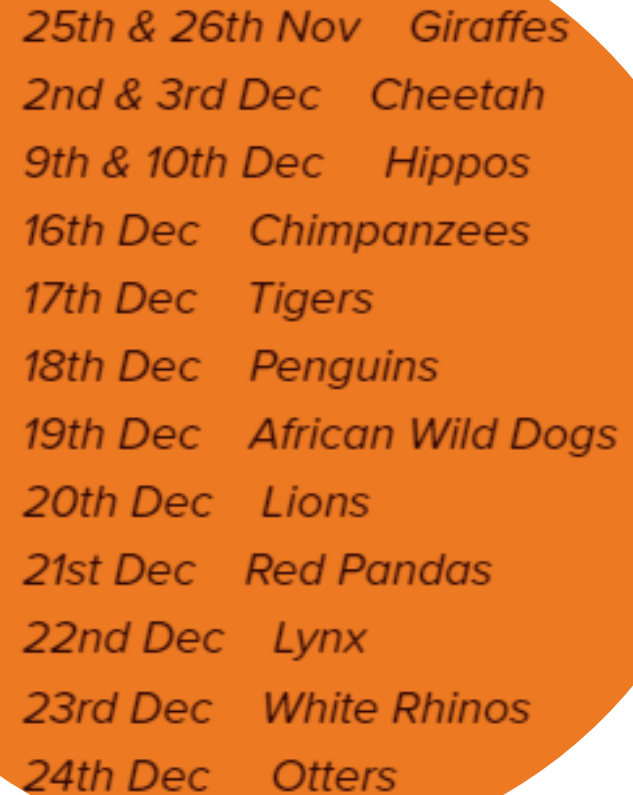


Free Christmas activities: Christmas Creature Countdown

There will also be a competition tied into our Christmas Creature Countdown talk schedule. Design a gift for our animal of the day and then head to their enclosure and post the idea inside our magic post box. The post box will move each day. If your design is chosen, you will be invited back to the Zoo in January to make it!

There will be a special talk for each animal at 11.30am each day at their enclosure.

There will also be reindeer talks at 12.30pm, 1.30pm and 2.30pm.



25th & 26th Nov	Giraffes
2nd & 3rd Dec	Cheetah
9th & 10th Dec	Hippos
16th Dec	Chimpanzees
17th Dec	Tigers
18th Dec	Penguins
19th Dec	African Wild Dogs
20th Dec	Lions
21st Dec	Red Pandas
22nd Dec	Lynx
23rd Dec	White Rhinos
24th Dec	Otters

Other activities

For an additional charge there will be fairground rides you can go on, so you must ask your parent/guardian or carer if you are allowed to go on them.



We look forward to welcoming you

This Christmas at Whipsnade Zoo

**WHIPSNADE
ZOO**

a ZSL conservation zoo

